

**BEIJING ORIENTAL YUHONG WATERPROOF TECHNOLOGY CO., LTD.**



**2017**

**002271**

)

(

10

1.50

881,851,515

0

10

7

.....	5
.....	9
.....	14
.....	42
.....	70
.....	83
.....	83
.....	84
.....	96
.....	107
.....	110
.....DC 04ABDC 96.02C9D 117 BDC 1 0 0 1 351.04 345.5	

		2017            2017   1   1            2017   12   31

			002271
	BEIJING ORIENTAL YUHONG WATERPROOF TECHNOLOGY CO., LTD.		
	ORIENTAL YUHONG		
	2		
	101309		
	4		
	100123		
	www.yuhong.com.cn		
	stocks@yuhong.com.cn		

		4
	010-85762629	
	010-85762629	
	stocks@yuhong.com.cn	

	www.cninfo.com.cn

	91110000102551540H

	21.91%	23.17%	-1.26%	19.61%
	2017	2016		2015
	13,316,861,455.03	8,856,548,542.40	50.36%	6,084,059,679.83
	6,714,718,074.34	4,974,514,336.93	34.98%	4,066,410,574.51

1

2

	1,497,788,431.98	2,812,802,321.66	2,659,957,176.92	3,322,417,510.49
	78,758,604.36	414,960,298.18	375,012,797.27	370,105,092.73
	62,721,681.73	407,725,569.97	355,004,442.55	315,559,261.98
	-158,523,770.39	-636,905,872.10	124,748,091.38	694,630,869.41

	2017	2016	2015	
	-7,599,662.16	20,362,504.91	-5,669,905.57	
	110,901,771.96	62,914,553.44	114,248,377.70	
		-1,063,974.11	-2,391,106.00	
	12,247,277.80	1,235,932.76	582,432.58	
	15,379,505.25	11,194,199.82	4,207,155.21	
	2,344,046.04	16,783.46	938.88	
	97,825,836.31	72,238,033.72	102,561,704.62	--

1

1

1

2008

2

9

1

	10

2

1

2

2009 11

Lehigh University

PITA FY16

Asphalt Technology LLC

The University of Alabama

Spring House Innovation Park

1,800

5

11

6

2

25

3

4

5

6

190

1000

7

2017

**1**

2017

1	10,292,965,441.05	47.04%
2	6,409,441,578.99	59.61%
3	1,180,488,799.80	40.48%
	1,047,574,368.20	
	27.04%	
103,345,953.52	122.90%	
4	469,063,545.60	47.95%
5	23,949,318.30	
95.94%		
	-1,206,461,024.01	146.57%
97.92%		
	2,050,163,511.80	147.07%

62.24 %

21.28%

2

1

	2017		2016		
	10,292,965,441.05	100%	7,000,232,779.37	100%	47.04%
	8,306,549,125.15	80.70%	5,583,592,372.69	79.76%	48.77%
	1,416,874,065.31	13.77%	956,025,765.70	13.66%	48.20%
	522,553,770.07	5.08%	358,633,727.07	5.12%	45.71%
	46,988,480.52	0.46%	101,980,913.91	1.46%	-53.92%
	5,334,627,978.23	51.83%	3,684,465,611.31	52.63%	44.79%
	2,971,921,146.92	28.87%	1,899,126,761.38	27.13%	56.49%
	1,416,874,065.31	13.77%	956,025,765.70	13.66%	48.20%
	522,553,770.07	5.08%	358,633,727.07	5.12%	45.71%
	46,988,480.52	0.46%	101,980,913.91	1.46%	-53.92%

	8,306,549,125.15	4,926,688,775.09	40.69%	48.77%	66.49%	-6.31%
	1,416,874,065.31	1,001,360,353.04	29.33%	48.20%	46.84%	0.66%
	5,334,627,978.23	3,179,610,469.63	40.40%	44.79%	64.64%	-7.19%
	2,971,921,146.92	1,747,078,305.46	41.21%	56.49%	69.98%	-4.66%
	1,416,874,065.31	1,001,360,353.04	29.33%	48.20%	46.84%	0.66%
	10,234,742,750.30	6,372,162,767.31	37.74%	46.69%	59.20%	-4.89%

1

3

			2017	2016	
			432,678,154.11	274,972,644.44	57.35%
			432,875,333.44	276,368,080.7	56.63%
			7,070,688.02	6,873,508.69	2.87%

30%

2017

2016

47.04%

57.35%

4

## 5

		2017		2016		
		4,471,289,899.32	90.76%	2,683,779,648.43	90.69%	66.60%
		141,727,730.17	2.88%	84,948,158.44	2.87%	66.84%
		85,891,920.77	1.74%	52,515,627.25	1.77%	63.55%
		227,779,224.83	4.62%	137,896,708.93	4.66%	65.18%
		270,567,567.39	27.02%	183,638,002.10	26.93%	47.34%
		602,618,660.46	60.18%	410,227,347.18	60.16%	46.90%
		86,619,030.89	8.65%	59,201,446.92	8.68%	46.31%
		41,555,094.30	4.15%	28,883,149.93	4.24%	43.87%



2017

		368,874,223.35	84.31%	236,259,415.87	84.26%	56.13%
		35,221,170.60	8.05%	22,683,820.01	8.09%	55.27%
		33,433,526.00	7.64%	21,450,089.38	7.65%	55.87%

6

7

8

	1,573,086,042.11
	15.28%
	0.00%

5

6		
---	--	--

	47.35%
	0.00%

## 5

1		1,060,811,074.50	20.40%
2		758,395,740.71	14.59%
3		352,919,235.98	6.79%
4		193,507,229.94	3.72%
5		95,907,221.68	1.84%
	--	2,461,540,502.81	47.35%

## 3

	2017	2016		
	1,180,488,799.80	840,323,959.75	40.48%	
	1,047,574,368.20	824,614,520.22	27.04%	
	103,345,953.52	46,363,984.98	122.90%	

## 4

469,063,545.60

4.56%

		294	126	150	18
169	51		93	25	1 PCT



2017

	2,050,163,511.80	829,803,839.78	147.07%
	858,672,558.63	939,648,599.03	-8.62%

23,949,318.30

95.94%

-1,206,461,024.01

146.57%

97.92%

2,050,163,511.80

147.07%

62.24 %

21.28%

	131,774,754.52	9.17%		
	13,780,794.19	0.96%		
	9,133,178.55	0.64%		

1



	2017		2016			

560,500,000.00	641,896,500.00	-12.68%
----------------	----------------	---------

2

			200,000,000.00	100.00%						-8,396,381.72	-8,396,381.72		2016 03 18	(www.cninfo.com.cn)
			138,500,000.00	51.00%						34,850,638.01	34,850,638.01		2016 04 23	(www.cninfo.com.cn)
			30,000,000.00	100.00%						-15,629,141.70	-15,629,141.70			

										70				
			192,000,000.00	4.80%						0.00	0.00		2016 11 18	(www.cninfo.com.cn)
			560,500,000.00	--	--	--	--	--	--	10,825,114.59	10,825,114.59	--	--	--

3

4

5

1

--	--	--	--	--	--	--	--	--	--	--	--	--	--	--

2014		125,122.9	7,696.94	114,084.87	6,176.06	14,586	11.66%	11,038.03	0	0
2017		182,488.6	98,844.39	98,844.39	0	0	0.00%	83,644.21	-	0
	--	307,611.5	106,541.33	212,929.26	6,176.06	14,586	4.74%	94,682.24	--	0
	2017 12 31	2014			65,884.00			22,784.90		
		25,415.97			5,000.00			6,038.03		
6,251.48		6,038.03				213.45		2017 12 31	2017	
		15,092.54						83,751.85		
70,000.00		13,644.21				14,122.71		13,644.21		
		340.50				138.00				

## 2

	( )	(1)	(2)	(3) (2)/(1)					
2014		0	0	0	0	0.00%	2018 12 31	0	
4,000 4		36,152	36,152	0	36,187.84	100.10%	2016 12 31	11,049.62	
2,000 4		25,430	25,430	1,520.88	22,720.99	89.35%	2016 12 31	9,952.48	
9		15,700	15,700	0	15,740.58	100.26%	2014 08 31	7,249.46	
1		10,470	10,470	0	10,474.5	100.04%	2014 12 31	1,693.89	
		14,586	14,586	6,176.06	6,176.06	42.34%	2017	2,540.84	

2.4							12 31			
		22,784.9	22,784.9	0	22,784.9	100.00%	2017 12 31			
2017		0	0	0	0	0.00%	2018 12 31	0		
2040		10,175.6	10,092.02	3,513.6	3,513.6	34.82%	2018 08 31			
10		16,101.5	15,969.24	8,529.26	8,529.26	53.41%	2017 12 31	169.41		
		45,864.1	45,487.37	32,586.01	32,586.01	71.64%	2018 03 31			
		31,364.43	31,106.8	13,111.93	13,111.93	42.15%	2018 07 30			
2400 4 20 1000 TPO		44,086.11	43,723.98	23,163.66	23,163.66	52.98%	2018 05 31			
10		36,408.26	36,109.19	17,939.93	17,939.93	49.68%	2019 12 31			
	--	309,122.9	307,611.5	106,541.3 3	212,929.2 6	--	--	32,655.7	--	--
								0		
	--	0	0	0	0	0.00%	--	--	--	--
	--	0	0	0	0	0.00%	--	--	--	--
	--	0	0	0	0	--	--		--	--
	--	309,122.9	307,611.5	106,541.3 3	212,929.2 6	--	--	32,655.7	--	--

	2016 10 19
	2,000
	14,586, 2.4
	11.66%
	2016
	2016 10 19
	2,000
	14,586, 2.4
	11.66%
	2016
	8 11 4,000 4 25,415.97 2014
	2,000 4 459.62 7,765.05
	10,835.29 1 6,356.01
	(2014) 110ZC2097
	2014 2017 12 9
	5,000.00 2017 12 9 2018 12 8 2017
	2017 12 9
	70,000.00 2017
	12 9 2018 12 8

--	--

3

		(1)		(2)	(3)=(2)/(1)				
2.4	2,000	14,586	6,176.06	6,176.06	42.34%	2017 31	12	2,540.84	
	--	14,586	6,176.06	6,176.06	--	--	--	2,540.84	--
( )			2016 10 19					14,586,	2,000
			11.66%	2016					2.4
( )									

1

2

10%

			160,000,000.00	1,777,729,642.12	859,185,867.47	1,439,728,636.49	102,841,484.97	96,599,715.54
			150,000,000.00	814,343,166.13	397,310,694.72	1,208,808,240.83	127,854,367.67	107,626,064.71
			110,000,000.00	809,970,042.16	600,536,334.83	1,064,882,220.70	119,744,403.08	101,937,855.67
			100,020,000.00	2,019,181,678.12	1,202,709,253.63	2,207,747,030.21	292,276,169.95	249,448,041.75
			50,000,000.00	1,244,284,788.00	360,650,200.32	1,507,699,067.26	160,689,591.95	140,735,376.86



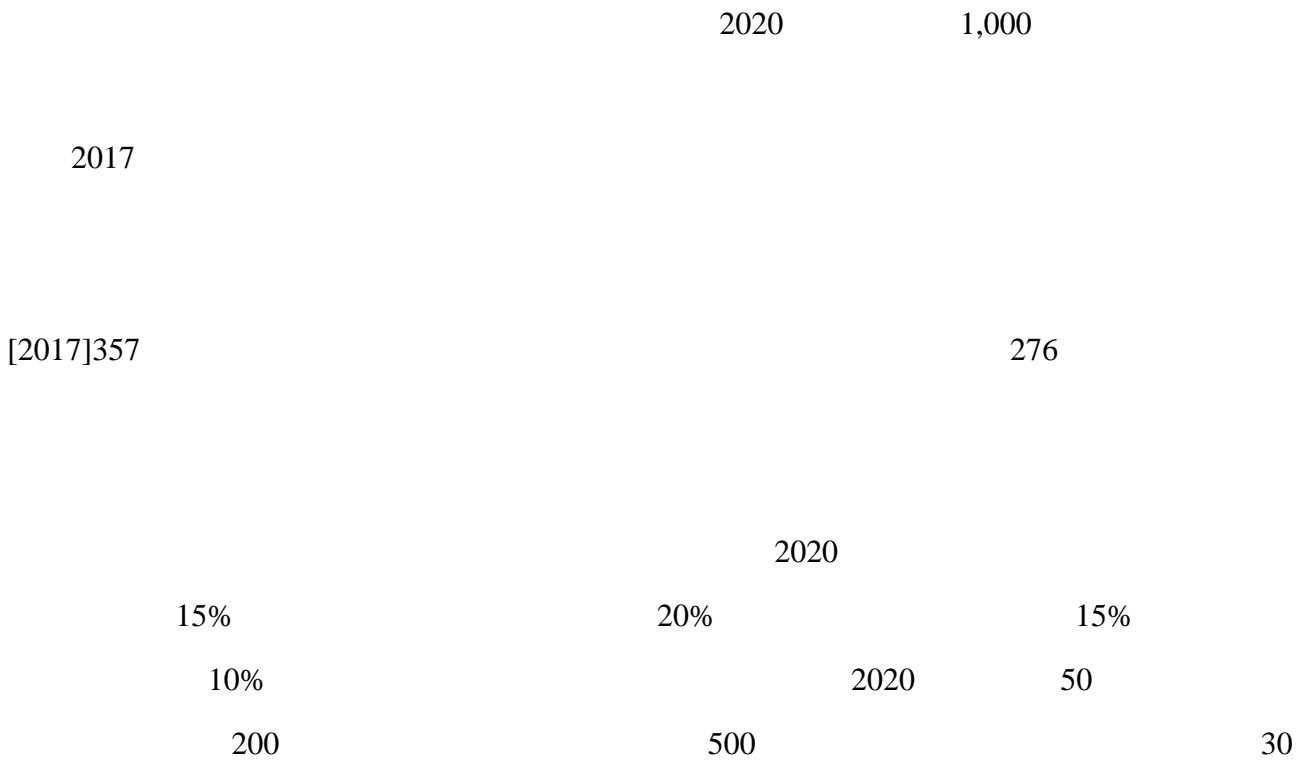

---

20

2  
2017

3

2014-2020



2020

2%

20%

1

2

3

4

5



CRM OA SAP

BI DMS

TMS

HSE

4

5

6

18.4

7

2 2018

1

2

3

4

5

6

1

2

2018

3

MDI SBS

4

5

6

1

2017 05 03			
2017 09 13			



[2012]37 3 [2013]43

2017-2019

2016 11 18      2016

2017 -2019

www.cninfo.com.cn

	2017	5	16	2016		
2016			2016	12	31	882,686,848
	10		1.50			132,403,027.20
2016				12.87%	2017	6 1



3

1 2015

	2016	3	31	830,693,439		
9,976,091			820,717,348		10	1.00
			82,071,734.80			

2 2016

	2016	12	31	882,686,848		10
1.50				132,403,027.20		

3 2017

	2017	12	31	881,851,515		10
1.5				132,277,727.25		
	10		7	617,296,060		

2017	132,277,727.25	1,238,836,792.54	10.68%	0.00	0.00%
2016	132,403,027.20	1,028,709,692.11	12.87%	0.00	0.00%
2015	82,071,734.80	729,715,166.83	11.25%	0.00	0.00%



**1**

				2008 01 08		

--	--	--	--	--	--	--

				2014 08 18		


			1			
			2			
			3			
			4		2016 11 01	
			5			

--	--

2

2017 4 28

42

[2017]13

2017 5

28

2017 5 10

16

2017 6

12

2017 1 1

2017 1

1

2017 12 25

[2017]30

2017

8

	155
	11
	3

2014

A

19,100,699.77

2017

13,000,000.00

1            2012    10    10

1,800  
34,352      5.24%

1,684	93.556%	116	6.444%
	287		7.03 /
2			2013 7 5
	1,800		
34,352	5.24%	1,730.2	96.12%
69.8	3.878%		
287	344	7.03 /	
3	2013 7 22	2013	
4	2013 8 19		
			344
311	1,800	1,730.2	69.8
	1,701.4	1,631.6	69.8
		7.03 /	6.83 /
		2013 8 19	311
	1,631.6	2013 9 5	
		1,631.6	
12,762.60	2013 -2017		



47.6917

2014 9 30

	2013	2014	2015	2016	2017
12,344.11	2,930.68	6,728.70	1,950.94	532.97	200.82

7 2015 7 14

	2014	2014	
2014 12 31	416,326,636	10	2.00
	10	10	2015
6 1	416,326,636	832,653,272	
	1262	2,524	
	1,192.2	2,384.4	
	69.8	139.6	
	2014		

12.80 /43E7C4C94&gt;41D73&gt;4139 BDC /C20 12 T715 I

2014 5  
18.2 2015  
8 5 ,

	2014	2015	2016	2017
357.6468	130.5663	184.7024	38.8819	3.4962

9 2015 8 20

2014 2014 2014 12  
31 416,326,636 10 2.00  
10 10 2015 6 1  
416,326,636 832,653,272  
1,192.2 2,384.4  
2014

6.83 / 3.415 /

10 2015 8 20

288 720.0167  
2013  
720.0167 2015 9 7 2013  
2014  
62



2015

58

103.45

2016 11 7

	2013	2014	2015	2016	2017
11,687.54	2,841.06	6,459.83	1,743.33	464.99	178.34

13 2017 6 13

2016

2016

882,686,848

10

1.500000

QFII RQFII

10

1.350000

10

1.500000

10%

QFII RQFII

2017 6 1

2016

2017 6 1

3.415 /

3.265 /

6.40 /

6.25 /

14 2017 6 13

2013

2016

38.9333

2017 7 12

	2013	2014	2015	2016	2017
11,628.52	2,836.14	6,445.07	1,728.57	450.24	168.50

15 2017 6 13

2013

2016

11.0000

2017 7 12

	2014	2015	2016	2017
341.7133	127.4590	177.9230	34.1213	2.2100

16 2017 7 17

12

18.9

2013

18.9

2017 8 4

19.9

17 2017 8 18

263

666.8667

2017 9 8

1	2016	6	30				
					6,504.40		
				83,069.34	7.83%		
5,854				90.00%	650.40	10.00%	
				1,112		8.24	/
2				2016	7	1	
							2016
27							7
					6,500		
83,069.34				7.82%	6,414.1	98.68%	
85.9				1.32%			1,112
					1,263	8.24	/
3	2016	8	12				2016
4	2016	8	25				
1,263				1,230		6,500	
6,414.1				85.9	6,435.5	6,349.6	

33

37                              2016 9 29                              1,197

6,312.6    53,149,909                              9,976,091

2016 9 30

6,312.6

39,143.96                              2016 -2020

		2016	2017	2018	2019	2020
6,312.6	39,143.96	8,696.06	20,475.85	7,230.72	2,331.44	409.89

5 2017 6 13

2016    2016

882,686,848    10                              1.500000

QFII RQFII    10                              1.350000

10                              1.500000

10%

QFII RQFII

2017 6 1

2016    2017 6 1

8.24 /                              8.09

/

6 2017 6 13

2016

119.0000

2017 7 12

2016 -2020

		2016	2017	2018	2019	2020
6,193.60	38,406.05	8,532.13	20,089.86	7,094.42	2,287.49	402.17

7 2017 7 17

2017 7 17

85.9

0.0975%

18.31 /

6

0.5

24

85.4

2017 8 31

780.45

2017 -2021

	2017	2018	2019	2020	2021
780.45	232.22	358.59	133.78	46.35	9.51

	2017 6 14	www.cninfo.com.cn
	2017 7 14	www.cninfo.com.cn
	2017 7 18	www.cninfo.com.cn
	2017 8 4	www.cninfo.com.cn
	2017 8 19	www.cninfo.com.cn

	2017 8 29	www.cninfo.com.cn?
	2017 9 6	www.cninfo.com.cn?

1

						681.73	0.11%	1,000			681.73	2017 03 28		
						366	0.06%	500			366	2017 03 28		
				--	--	1,047.7 3	--	1,500	--	--	--	--	--	--
				2017										
				681.73				1,500				2017 12 31		

2



3


2

1




2017

	23							
	2016 04 23	6,000	2016 11 18	6,000				
	2015 03 18	10,000	2016 01 20	2,575.92				
	2015 03 18	7,000	2015 05 07	969.26				



3

1

2

4

1

9

2018

2017

[www.cninfo.com.cn](http://www.cninfo.com.cn)

2

		2017-002	2017 2 15	www.cninfo.com.cn
		2017-026	2017 4 27	
		2017-047	2017 6 22	
		2017-085	2017 9 21	
		2017-087	2017 9 21	
		2017-091	2017 9 25	
		2017-093	2017 9 26	
		2017-094	2017 9 27	
		2017-096	2017 9 29	
		2017-099	2017 10 19	
		2017-101	2017 10 24	
		2017-102	2017 10 30	
		2017-007	2017 3 11	
		2017-009	2017 3 22	
		2017-020	2017 4 21	
		2017-022	2017 4 21	
		2017-034	2017 5 9	
		2017-056	2017 7 26	
		2017-060	2017 8 15	
		2017-072	2017 8 31	

		2017-080	2017 9 20	
		2017-081	2017 9 20	
		2017-082	2017 9 20	
		2017-090	2017 9 23	
		2017-107	2017 11 2	
		2017-120	2017 11 29	
		2017-121	2017 11 29	
		2017-127	2017 12 9	
		2017-128	2017 12 9	
		2017-041	2017 6 10	
		2017-117	2017 11 24	

		2017-023	2017 4 21	www.cninfo.com.cn

**1**

	320,188,525	36.27%	854,000	0	0	-10,978,025	-10,124,025	310,064,500	35.16%
1	0	0.00%	0	0	0	0	0	0	0.00%
2	0	0.00%	0	0	0	0	0	0	0.00%
3	320,188,525	36.27%	704,000	0	0	-10,978,025	-10,274,025	309,914,500	35.14%
	0	0.00%	0	0	0	0	0	0	0.00%
	320,188,525	36.27%	704,000	0	0	-10,978,025	-10,274,025	309,914,500	35.14%
4	0	0.00%	150,000	0	0	0	150,000	150,000	0.02%
	0	0.00%	0	0	0	0	0	0	0.00%
	0	0.00%	150,000	0	0	0	150,000	150,000	0.02%
	562,498,323	63.73%	0	0	0	9,288,692	9,288,692	571,787,015	64.84%
1	562,498,323	63.73%	0	0	0	9,288,692	9,288,692		

666.8667

35

38.9333

21

119.00

2

85.40

15.00

3

4

75%

2017 6 13

2013

2016

38.9333

2013

2016

11.00

2016

119.00

2017 7 17

				12	18.90
		2013			
	2016			30	
			85.90		
0.0975%	18.31	/			6
					0.50
				24	
85.40					
2017	8	18			
					263
666.8667				2013	
2017	8	31			
24			85.40	24	85.40
			6.40%	85.40	2017 8 31
			38.9333	2017	7 12
	11.00		2017	7	12
	119.00		2017	7	12

882,686,848

881,851,515

2

	195,385,728	0	0	195,385,728		
	40,093,326	0	0	40,093,326		
	8,713,288	33,000	0	8,680,288	8,636,288	2017 33,000 2017 8 8
					44,000	44,000 2017 9 8

						200,000
	1,862,594	587,500	387,500	1,662,594	387,500	2017 200,000 2017 9 8 150,000 2017 9 237,500
	1,242,594	75,000	0	1,167,594	867,594 300,000	2017 75,000 2017 9 8 100,000
	1,300,419	150,000	0	1,150,419	550,419 600,000	2017 150,000

						2017 9 8  125,000
	1,112,500	175,000	27,975	965,475	75% 27,975	2017 175,000 2017 9 8 150,000
	926,425	206,425	31,425	751,425	31,425	2017 76,425 2017 9 8 150,000 130,000 20,000
	900,000	150,000	0	750,000	150,000 600,000	2017 150,000  2017

						9 8
						100,000
	744,500	125,000	0	619,500	119,500	2017 125,000 2017 9 8
					500,000	100,000
	67,907,151	9,923,000	854,000	58,838,151	854,000	2017 8 8 2017 9 8
	320,188,525	11,424,925	1,300,900	310,064,500	--	--

1

--	--	--	--	--	--	--



2017

	2017 07 17	18.31 /	854,000	2017 08 31	854,000	
	2017 09 25	100 /	18,400,000	2017 10 20	18,400,000	2023 09 25

2016

2017 7 17

2017 7 17

30

85.90

18.31 /

6

0.50

24

85.40

2017 8

31

2016 10 31

2016 11 18

2016

2017 6 12

"

[2017]894 "

2017 9 25

18.4

1,840

100 /

2017 10 20

0.3%

0.5%

1.0%

1.3%

1.5%

1.8%

2

38.9333

11.00

119.00

85.40

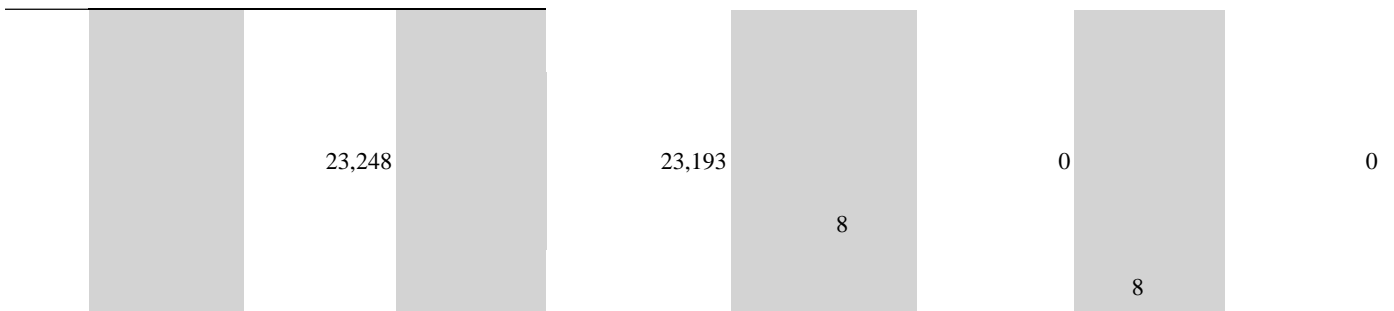
882,686,848

881,851,515

835,333

3

1



		2.25%	19,856,394	17,417,270	0	19,856,394			
		2.00%	17,652,169	-2,745,194	0	17,652,169			
		1.73%	15,235,929	15,235,929	0	15,235,929			
		1.45%	12,769,100	0	0	12,769,100			
		1.30%	11,452,418	-121,300	8,680,288	2,772,130			
		1.16%	10,243,777	8,700,277	0	10,243,777			
10 3									
10									
						65,128,576			65,128,576
						23,604,412			23,604,412
						21,036,413			21,036,413
						19,856,394			19,856,394
						17,652,169			17,652,169
						15,235,929			15,235,929
						13,364,442			13,364,442
						12,769,100			12,769,100
						10,243,777			10,243,777



2017

		9,800,000	9,800,000
10 10 10			
10	4		

10

10

10


10

2

	1965 1989 1993 1995 1998 2005 2017 11	1992 1995 2003 7 2012
	22.39%	603588

3

	<p>1965</p> <p>1989</p> <p>1993 1995</p> <p>1998</p> <p>2005</p> <p>2017 11</p>	<p>1992</p> <p>1995</p> <p>2003 7</p> <p>2012</p>
10	22.39%	603588




4                    **10%**

5



•đH nAWD x/5[@



					05 26	05 25					
					2016 61 05 26	2019 05 25	0	0	0	0	0
					2016 55 05 26	2019 05 25	100,202	0	0	0	100,202
					2016 78 05 26	2019 05 25	0	0	0	0	0
					2016 41 05 26	2019 05 25	2,000	0	0	0	2,000
					2016 45 05 26	2019 05 25	826,000	0	0	0	826,000
					2016 45 05 26	2019 05 25	0	0	0	150,000	150,000
					2016 58 05 26	2019 05 25	1,556,792	0	0	0	1,556,792
					2016 38 05 26	2019 05 25	422,000	0	0	0	422,000
					2018 40 02 06	2019 05 25	155,000	0	25,000	0	130,000
					2016 38 05 26	2017 05 20	200,000	0	0	-200,000	0
	--	--	--	--	--	--	335,810,368	37,300	206,000	-50,000	335,591,668

--	--	--	--	--

			2017 05 20	
			2017 08 18	

1

12

1965

1989

1992

1993

1995

1995

1998

2003 7

2005

2012

2017 11

1966

1998

2002

2009

2011

1964

1988

1998

1998

2001

2001

1973

EMBA

1995 1998

1998 2000

2000

2003 2009 2009

1971

1993

2008

2008 2009 2009 10

1977

1998

2004 2004 8

1971

1992 2001

2001 2006

2006 8

1973

1998

1957

1983 1988 1989

1994 1995

1955  
1990 2002  
2002 2010  
1963 1981 1986  
1986 1992 1992  
2011  
,  
1957 1980  
1993 1993 2009  
GD/TC83  
2  
3  
1963 2000 2004  
1993 2000  
2004 2005 2005

2006

2007

1940

1959

1980

SBS/APP

PVC

2003

1977

3

1973

1973

Holcim

Group Support Ltd

HARP

P-media Network Inc.

CFO

1960

1980

1978

100

2010 3

			2012 12 01	2019 03 30	
			2015 12 14		
			2006 05 26		
			2016 09 27	2019 09 26	
			2011 07 19		

			2018 01 02	2021 01 01
			2014 05 09	2017 10 16
			2016 08 29	2019 08 28
			2017 08 24	2020 08 23
			2015 03 12	2018 03 11
			2015 03 19	2018 03 18
			2017 07 28	2020 07 27
			2016 09 09	
			2015 12 14	
			2017 08 10	2022 08 09
			2015 01 01	
			2016 12 10	

8 /

			53		85	
			52		48.36	
			54		231.48	
			45		240	
			47		200	
			41		140	
			47		189.12	

				/	/				/	
		0	0	0	0	288,000	244,000	0	0	44,000
		0	0	0	0	950,000	150,000	0	0	800,000
		0	0	0	0	850,000	150,000	0	0	700,000
		0	0	0	0	700,000	100,000	0	0	600,000
		0	0	0	0	850,000	150,000	0	0	700,000
		0	0	0	0	725,000	125,000	0	0	600,000
		0	0	0	0	600,000	100,000	0	0	500,000
		0	0	0	0	0	0	150,000	18.31	150,000
		0	0	0	0	400,000	100,000	0	0	300,000
		0	0	0	0	340,000	40,000	0	0	300,000
		0	0	0	0	155,000	25,000	0	0	130,000
	--	0	0	--	--	5,858,000	1,184,000	150,000	--	4,824,000

1 2017 7

24

85.4

15

2

2017 8

18.9

3 2017 9

666.8667



4

1

2

4

3

4

12

4

22

5

3

1

9

6

7

8

1

2

3

4

5

1

2016		0.97%	2017 05 16	2017 05 17	www.cninfo.com.cn)
2017		9.85%			



2017

	22	22	0	0	0		2
	22	22	0	0	0		0
	22	22	0	0	0		2
	22	22	0	0	0		0

2

3

2017

#59C>1933395792T92Qa3 Td14D637214681BT6368404D4

--	--	--	--

2017 3 6 1

2017



2013 2016

1

2

	2018 04 24
	( <a href="http://www.cninfo.com.cn">http://www.cninfo.com.cn</a> )
	100.00%

			100.00%

--	--

--	--	--	--	--	--	--	--

—

2017

83,644.21



2017

EBITDA	21.53	37.67	-42.85%
	100.00%	100.00%	0.00%
	100.00%	100.00%	0.00%

30%

EBITDA

EBITDA

793100

165212.83

	2018 04 23
	(2018) 110ZA6624

2017 12 31

2017

2017 12 31

2017

25

36

1

830,654.91

141,687.41

2017

2

1

2

3

4

5

1

2

3

4

5

6

11

3

1

2017 12 31  
46,556.74

489,163.15

2

1

2

3

4

2017

1

2

3

4

5

6

1

2017 12 31

	2,423,169,504.29	1,611,155,281.10
	376,784,033.09	368,145,411.76
	4,281,922,598.71	2,883,103,322.95
	293,151,552.24	132,053,144.27
	3,645.37	
	144,141,477.39	303,460,923.17
	1,508,681,179.94	

	1,911,105,157.21	1,596,891,346.57
	810,396,810.48	271,670,831.84
	626,367,432.97	571,525,339.34
	46,904,264.02	22,907,822.64
	27,321,940.56	9,626,571.11
	120,281,754.81	125,359,117.76
	204,162,703.57	156,257,749.37
	3,986,229,868.62	2,801,928,583.63
	13,316,861,455.03	8,856,548,542.40
	1,326,651,564.54	1,062,840,844.84
	203,174,481.15	297,638,134.90
	901,040,263.12	547,668,080.01

	1,502,288,199.95	1,273,284,742.49
	4,893,024,627.85	3,807,200,310.32
	1,430,294,504.46	
	2,763,039.46	2,763,039.46
	96,153,474.24	60,079,015.41
	1,529,211,018.16	62,842,054.87
	6,422,235,646.01	3,870,042,365.19
	881,851,515.00	882,686,848.00
	415,290,965.56	
	1,966,261,192.73	1,772,595,101.63
	517,902,930.00	545,231,510.00
	-2,866,804.64	-162,400.18
	110,748,883.62	86,174,849.45

	3,861,335,252.07	2,778,451,448.03
	6,714,718,074.34	4,974,514,336.93
	179,907,734.68	11,991,840.28
	6,894,625,809.02	4,986,506,177.21
	13,316,861,455.03	8,856,548,542.40

2

	1,062,732,811.94	1,104,063,615.57
	230,431,321.06	201,167,582.66
	1,859,992,250.03	1,369,578,290.15
	117,394,030.27	189,759,374.62
	3,645.37	
	15,628,373.13	
	2,130,385,651.62	1,409,166,936.14
	57,525,092.43	79,729,582.87
	6,459,224.16	1,384,887.77
	5,480,552,400.01	4,354,850,269.78
	205,500,000.00	13,500,000.00
	2,768,989,998.72	2,292,590,497.97
	55,705,071.67	53,051,078.65
	473,292.44	8,903,613.59





2017

	2,686,000.12	

	99,183,796.67	81,265,521.16
	1,180,488,799.80	840,323,959.75
	1,047,574,368.20	824,614,520.22
	103,345,953.52	46,363,984.98
	131,774,754.52	118,492,645.51
		23,151,884.31
-		
-		-49,293.48
	110,901,771.96	
	1,432,057,961.31	1,096,504,896.23
	13,780,794.19	66,180,490.83
	9,133,178.55	5,834,064.66
	1,436,705,576.95	1,156,851,322.40
	194,570,906.50	130,528,616.97
	1,242,134,670.45	1,026,322,705.43
	1,242,134,670.45	1,026,322,705.43
	1,238,836,792.54	1,028,709,692.11
	3,297,877.91	-2,386,986.68
	-3,250,173.89	-162,400.18
	-2,704,404.46	-162,400.18

1.		
2.		
	-2,704,404.46	-162,400.18
1.		
2.		
3.		
4.		
5.	-2,704,404.46	-162,400.18
6.		
	-545,769.43	
	1,238,884,496.56	1,026,160,305.25
	1,236,132,388.08	1,028,547,291.93
	2,752,108.48	-2,386,986.68
	1.40	1.22
	1.36	1.20
	0.00	0.00

4

	5,746,264,524.95	3,685,516,881.60

	4,577,991,195.85	3,104,062,099.73
	25,708,252.07	13,024,233.08
	373,936,495.60	295,434,788.81
	398,709,282.88	334,711,970.57
	88,006,627.41	28,525,757.20
	46,387,484.53	26,528,695.26
	15,628,373.13	-2,253,779.11
-		
	9,759,844.38	
	260,913,404.12	-119,024,442.16
	573,050.68	6,110,891.61
	492,321.12	2,738,939.68
	260,994,133.68	-115,652,490.23
	15,253,791.95	-39,515,069.81
	245,740,341.73	-76,137,420.42
	245,740,341.73	-76,137,420.42
1.		
2.		
1.		

2.		
3.		
4.		
5.		
6.		
	245,740,341.73	-76,137,420.42

5

	11,544,484,793.52	7,763,858,987.25
	21,348,215.09	17,466,891.40
	253,577,107.76	302,053,207.15
	11,819,410,116.37	8,083,379,085.80

	8,827,337,948.57	5,166,537,771.96
	1,035,389,699.65	778,700,290.03
	780,205,189.56	652,694,193.73
	1,152,527,960.29	895,031,780.67
	11,795,460,798.07	7,492,964,036.39
	23,949,318.30	590,415,049.41
		8,831,842.00
	2,300,503.20	5,505,109.71
	169,639,800.00	213,898,668.04
	80,215,139.20	19,438,563.85
	252,155,442.40	247,674,183.60
	1,107,904,466.41	707,779,608.28
	193,320,000.00	22,331,842.00
	157,392,000.00	6,859,566.11
	1,458,616,466.41	736,971,016.39
	-1,206,461,024.01	-489,296,832.79
	200,123,418.55	711,050,607.90
	131,000,000.00	
	2,052,655,957.21	1,833,348,705.00

	1,827,000,000.00	
	54,106,405.89	3,583,853.65
	4,133,885,781.65	2,547,983,166.55
	1,802,645,237.51	1,393,324,024.39
	220,783,766.01	138,874,071.81
	14,782,071.24	
	60,293,266.33	185,981,230.57
	2,083,722,269.85	1,718,179,326.77
	2,050,163,511.80	829,803,839.78
	-8,979,247.46	8,726,542.63
	858,672,558.63	939,648,599.03
	1,434,834,850.14	495,186,251.11
	2,293,507,408.77	1,434,834,850.14

## 6

	6,211,072,472.50	3,775,589,285.25
	1,126,890,742.03	1,144,394,742.60
	7,337,963,214.53	4,919,984,027.85
	5,518,923,540.74	3,524,788,296.55
	376,511,887.63	287,598,897.81
	150,309,126.73	133,441,320.55
	858,587,413.24	322,269,425.44
	6,904,331,968.34	4,268,097,940.35
	433,631,246.19	651,886,087.50

	3,529,863.29	8,532,674.58
	15,984,133.98	11,454,619.45
	19,513,997.27	19,987,294.03
	80,421,963.04	26,846,645.31
	560,500,000.00	659,305,000.00
	1,832,278,000.00	6,859,566.11
	2,473,199,963.04	693,011,211.42
	-2,453,685,965.77	-673,023,917.39
	15,636,740.00	711,050,578.00
	1,707,809,850.03	1,436,637,196.83
	1,827,000,000.00	
	25,150,233.46	
	3,575,596,823.49	2,147,687,774.83
	1,316,116,657.05	1,167,380,024.39
	193,636,674.16	120,034,531.73
	46,583,617.18	163,568,161.79
	1,556,336,948.39	1,450,982,717.91
	2,019,259,875.10	696,705,056.92
	-4,166,301.90	600,940.06
	-4,961,146.38	676,168,167.09
	999,583,885.86	323,415,718.77
	994,622,739.48	999,583,885.86

	882,686,848.00				1,772,595,101.63	545,231,510.00	-162,400.18		86,174,849.45		2,778,451,448.03	11,991,840.28	4,986,506,177.21



1								
2								
3								
4								
1								
2								





4														
1														

3

194,658,9

95.37

	830,693, 439.00				1,406,087 ,908.19	53,445,29 0.00			86,174,84 9.45	401,315 ,757.50	2,670,826 ,664.14
	51,993,4 09.00				406,324,7 62.50	491,786,2 20.00				-157,72 5,190.9 7	-191,193, 239.47
										-76,137, 420.42	-76,137,4 20.42
	51,993,4 09.00				406,324,7 62.50	491,786,2 20.00					-33,468,0 48.50
1	51,993,4 09.00				320,855,0 49.50	491,786,2 20.00					-118,937, 761.50
2											
3					85,469,71 3.00						85,469,71 3.00
4											
										-81,587, 770.55	-81,587,7 70.55
1											
2											



2017

	882,686,			1,812,412	545,231,5					
	848.00			,670.69	10.00					

			A	1,800		1,730.20
69.80						
		1,631.60		1.00		311
		35,983.60				
2013			A	69.80		1.00
		36,053.40				
2013						[2014]590
2014	8	8				41,680.3553
		5,626.9553				
2013						
				47.6917		1.00
				41,632.6636		
2014			2014	12	31	41,632.6636
	10	10				
						41,632.6636
83,265.3272						
2013						
				18.20		
2015	8	5				
		83,247.1272				
2013						
				177.7833		
		83,069.3439				
2016						
				6,312.60		5,314.9909
997.6091						
1.00		1197				88,384.3348
2013						
				12.20		
2013						
				103.45		
		88,268.6848				
2013						
				168.9333		
		88,099.7515				
2016						

---

A 85.40 1.00

88,185.1515

2017 11 29

91110000102551540H

2018 4 23

America

Oriental Yuhong (America) Developments Ltd.

Yuhong

1

15

2014

2

!

4

5

1

2

3

**6**

1

2

3

4

7

8

1

2

9

1

2

11

140

3

4

5

10

6

-

-

12

50%

50%

12

12

12

12



10

1 àPÄ—v" )UE•,/J•bú .



2

22

22



14

19

15

1

2

3

3

16

1

40-50
3-15
15
15

19

2



2

3

4

20

1

2

3

21

1

2

D                      A                      B                      C  
                                 E                      F

3

4

22

1

2

23

1

C A D B

C A B D

2

24

1

1

154

2

25

/

1

2

1

2

26

1

1

2

2

1

2

27

1

2

3

4

28

1

42		
2017 5 28		

2017 16  1 2017 1 2017		
[2017]30		

42

1,242,134,670.45

2017

-

5 28

---

	16	110,901,771.96
2017		-110,901,771.96

2017 1 1  
2017

---

[2017]30

-  
-  
-

1

		17 11 3
		4
		1 5 7
		25
		3 5

--	--

2

1

2017 10 25

GR201711001918

2017 2019 15%

2016 11 30

GR201632002117

2016 2018

15%

2017 9 5

GR201743000361

2017 2019 15%

2017 11 17

GR201732001318

2017 2019

15%

2015 6 1

GF201521000069

2015 2017 15%

2015 7 21

GR201511000260

2015 2017

15%

2015 10 10

GR201544006308

2015 2017

15%

2015 10 30

GR201531001015

2015 2017

15%

2015 12 10

GR201537000177

2015 2017

15%

2016 11 21

GR201613000502

2016 2018

15%

2012 12

2017

15%

[2011]58

2017

15%

2017 8 10

GR201711000530

2017 2019

15%

2016

12 9

GR201644006739

2016 2018 15%  
2017 12 1

GR201743001583

2017 2019

15%

2

[2015]16

VolatileOrganicCompounds,VOC

420 /

1

	4,247,564.82	1,240,055.62
	2,289,159,279.79	1,433,594,794.52
	129,762,659.68	176,320,430.96
	2,423,169,504.29	1,611,155,281.10
	319,634,554.41	

2017 12 31  
27,488,597.24 89,705,984.60 10,205,539.54  
2,261,974.14 129,662,095.52

2

1


2

	28,727,975.72
	28,727,975.72

3

	180,220,295.63	
	12,869,218.48	56,589,074.53
	193,089,514.11	56,589,074.53

4

	571,586.86
	571,586.86

3

1

	4,710,01 2,846.74	99.92%	428,090, 248.03	9.09%	4,281,922 ,598.71	3,178,6 87,254. 20	99.90%	295,583,9 31.25	9.30%	2,883,103,3 22.95
	3,732,41 2.25	0.08%	3,732,41 2.25	100.00%		3,163,0 15.45	0.10%	3,163,015 .45	100.00%	
	4,713,74	100.00%	431,822,	9.16%	4,281,922	3,181,8	100.00%	298,746,9		2,883,103,3



2017

	5,258.99		660.28		,598.71	50,269.65		46.70		22.95
--	----------	--	--------	--	---------	-----------	--	-------	--	-------

1			
1	3,775,108,106.66	188,755,405.33	5.00%
1 2	568,334,897.61	56,833,489.77	10.00%
2 3	185,615,101.00	55,684,530.29	30.00%
3 4	96,236,484.19	48,118,242.09	50.00%
4 5	30,098,383.64	24,078,706.91	80.00%
5	54,619,873.64	54,619,873.64	100.00%
	4,710,012,846.74	428,090,248.03	9.09%

2

133,783,444.56

0.00

--	--	--



6

1

	175,962,934.90	98.92%	31,821,457.51	18.08%	144,141,477.39	333,323,015.29	99.43%	29,862,092.12	8.96%	303,460,923.17
	1,923,286.46	1.08%	1,923,286.46	100.00%		1,923,286.46	0.57%	1,923,286.46	100.00%	
	177,886,221.36	100.00%	33,744,743.97	18.97%	144,141,477.39	335,246,301.75	100.00%	31,785,378.58	9.48%	303,460,923.17

1			
1	105,293,015.60	5,264,650.93	5.00%
1 2	19,823,641.83	1,982,364.20	10.00%
2 3	30,954,435.07	9,286,330.53	30.00%
3 4	5,741,619.03	2,870,809.54	50.00%
4 5	8,664,605.30	6,931,684.24	80.00%
5	5,485,618.08	5,485,618.08	100.00%
	175,962,934.91	31,821,457.52	18.08%

2

1,959,506.00

0.00

--	--	--

3

	140.61

--	--	--	--	--	--

4

--	--

2017

	2.05%	1,237,177.70
	1.41%	625,000.00
	1.13%	1,008,500.00
--	18.79%	13,083,220.12

294,616,683.40	3,885,156.85	290,731,526.55
268,951,015.18	2,053,294.33	266,897,720.85
35,771,427.58		35,771,427.58
135,106,122.15	16,151,880.97	118,954,241.18



2017

	22,090,332.15	13,357,064.10		25,367,457.21		10,079,939.04
--	---------------	---------------	--	---------------	--	---------------

	239,689,805.00		239,689,805.00	47,689,805.00		47,689,805.00
	239,689,805.00		239,689,805.00	47,689,805.00		47,689,805.00
	239,689,805.00		239,689,805.00	47,689,805.00		47,689,805.00

2

	25,500,000.00			25,500,000.00					11.25%	
	13,500,000.00			13,500,000.00					15.00%	
	8,689,805.00			8,689,805.00					1.02%	
		192,000,000.00		192,000,000.00					4.80%	
	47,689,805.00	192,000,000.00								

1	45,458,777.53	77,108,605.05	3,506,213.59	25,609,309.18	151,682,905.35
2	128,571,705.64	190,520,794.50		3,105,623.66	322,198,123.80
3		21,713,993.97	966,307.78	926,487.15	23,606,788.90
3.	5,538,024.97	11,891,671.68	2,364,583.57	2,288,680.23	22,082,960.45
1	5,538,024.97	11,891,671.68	2,364,583.57	2,288,680.23	22,082,960.45
4.	1,169,928,658.92	1,141,966,246.50	36,273,915.37	143,991,846.91	2,492,160,667.70
1.	131,522,724.78	217,352,252.88	17,660,129.29	51,904,177.56	418,439,284.51
2.	49,225,342.28	97,202,472.39	5,474,410.72	18,180,057.14	170,082,282.53
1	49,225,342.28	91,855,248.68	4,941,074.23	17,597,725.96	163,619,391.15
2		5,347,223.71	533,336.49	582,331.18	6,462,891.38
3.	3,611,163.77	5,027,719.08	1,998,468.32	1,564,369.89	12,201,721.06
1	3,611,163.77	5,027,719.08	1,998,468.32	1,564,369.89	12,201,721.06
4.	177,136,903.29	309,527,006.19	21,136,071.69	68,519,864.81	576,319,845.98
1.	996,411.98	428,767.04			1,425,179.02
2.		3,353,429.55			3,353,429.55
1		3,353,429.55			3,353,429.55
3.		42,944.06			42,944.06
1					



2400					
4	191,416,610.69		191,416,610.69	716,894.44	716,894.44
20					
1000					
TPO					
	150,131,134.94		150,131,134.94	143,746,070.28	143,746,070.28
10	131,528,106.73		131,528,106.73		
	86,915,351.51		86,915,351.51	1,584,972.91	1,584,972.91
	13,657,797.51		13,657,797.51		
	7,714,626.67		7,714,626.67		
	7,313,652.13		7,313,652.13	11,851,445.21	11,851,445.21
2.4	4,412,048.35		4,412,048.35	42,273,210.28	42,273,210.28
DAW	3,608,661.62		3,608,661.62		
	3,469,811.33		3,469,811.33	3,396,226.42	3,396,226.42
10	2,371,955.36		2,371,955.36	14,422,476.88	14,422,476.88
	1,338,621.99		1,338,621.99		
	989,923.42		989,923.42	1,528,714.71	1,528,714.71
XPS	975,510.65		975,510.65		
	877,581.59		877,581.59		

	154,709.96		154,709.96	1,536,738.73		1,536,738.73
	121,709.40		121,709.40			
	102,820.75		102,820.75	1,554,418.17		1,554,418.17
				15,819,681.59		15,819,681.59
2040				5,519,373.52		5,519,373.52
				1,878,171.20		1,878,171.20
				155,823.08		155,823.08
	810,396,810.48	0.00	810,396,810.48	271,670,831.84		271,670,831.84

2

	454,873,700.00	18,337,419.00	195,164,411.91	10,956,126.72		202,545,704.19	44.53%	50	3,478,513.37	3,478,513.37	5.60%	
2400 4	437,239,800.00	716,894.44	190,699,716.25			191,416,610.69	43.78%	50	2,619,515.66	2,619,515.66	5.60%	

20												
1000												
TPO												
	180,000,000.00	143,746,070.28	6,385,064.66			150,131,134.94	83.41%	90				
10	361,091,900.00		131,528,106.73			131,528,106.73	36.43%	40	1,873,105.07	1,873,105.07		5.60%
	311,068,000.00	1,584,972.91	85,330,378.60			86,915,351.51	27.94%	30	1,676,828.47	1,676,828.47		5.60%
	77,000,000.00		23,817,649.48	10,159,851.97		13,657,797.51	30.93%	35				
	50,000,000.00		7,714,626.67			7,714,626.67	15.43%	15				
10	159,692,400.00	14,422,476.88	77,751,982.13	89,802,503.65		2,371,955.36	57.72%	70	879,175.36	879,175.36		5.60%

2.4

156,640,000.00 42,273,210.28 90,853,145.41 128,714,307.34 4,412,048.35 87.98% 95





2017

1.	581,033,153.39	207,820.00		1,431,900.00	21,120,787.73	603,793,661.12
2.	51,113,683.76	1,185,418.05			16,452,453.94	68,751,555.75
1	51,113,683.76	1,185,418.05			16,452,453.94	68,751,555.75
		1,393,238.05		1,431,900.00	37,573,241.67	672,545,216.87
		716.30		289,235.56	2,450,240.80	32,268,321.78
2.	13,461,418.82	45,409.34		96,385.35	306,248.61	13,909,462.12
1	13,461,418.82	45,409.34		96,385.35	306,248.61	13,909,462.12
3.						
1						
4.	42,989,547.94	46,125.64		385,620.91	2,756,489.41	46,177,783.90
1.						
2.						

1.	589,157,289.21	1,347,112.41		1,046,279.09	34,816,752.26	626,367,432.97
2.	551,505,024.27	207,103.70		1,142,664.44	18,670,546.93	571,525,339.34

0.00%

**2**

--	--	--	--

2017 12 31

2017 12 31

3,110,816.77

78

**13**
**1**

	13,469,206.10				13,469,206.10
	2,622,808.63				2,622,808.63
	6,815,807.91				6,815,807.91
		20,509,184.80			20,509,184.80
DAW ASIA LIMITED		6,110,065.21			6,110,065.21
	22,907,822.64	26,619,250.01			49,527,072.65

**2**

		2,622,808.63			2,622,808.63
		2,622,808.63			2,622,808.63

5

4.00%

12.10%

14

	6,298,598.07	10,443,560.01	6,011,895.79	10,730,262.29
	3,013,258.52	3,637,870.39	1,179,045.06	5,472,083.85
		6,132,075.30	613,207.55	5,518,867.75
	314,714.52	6,901,199.36	1,615,187.21	5,600,726.67
	9,626,571.11	27,114,705.06	9,419,335.61	27,321,940.56

15

/

1

	472,190,732.00	75,614,006.10	335,683,087.81	52,531,407.64
	14,461,788.50	3,615,447.12	218,917,207.37	34,494,262.67
	242,107,676.37	37,851,909.01	219,901,447.92	36,089,487.64
	18,762,617.16	3,200,392.58	14,959,732.08	2,243,959.81
	747,522,814.03	120,281,754.81	789,461,475.18	125,359,117.76

2


3

		120,281,754.81		125,359,117.76

**4**

	29,544,923.71	23,095,278.61
	121,254,505.80	86,249,042.91
	150,799,429.51	109,344,321.52

**5**

2017		0.00	



6,000

A

5

20,000,000

70,000

2017 12 31

23,000

B

20,000

2017 12 31

28,727,975.72

28,727,975.72

A

44,634,691.68

B

11,954,382.85

2017 12 31

2,980

**18**

	203,174,481.15	297,638,134.90
	203,174,481.15	297,638,134.90

0.00

**19**
**1**

	648,529,228.09	366,631,809.58
	141,639,784.07	106,683,355.07

	48,816,419.67	34,124,744.95
	50,423,733.94	27,203,191.69
	3,510,016.95	9,556,585.61
	587,890.21	1,253,750.40
	7,533,190.19	2,214,642.71
	901,040,263.12	547,668,080.01

**2**      **1**

	41,883,536.35	
	41,883,536.35	--

**20**

**1**

	270,568,837.46	233,684,663.95
	327,812,746.01	136,472,322.90
	598,381,583.47	370,156,986.85

**2**      **1**

	82,921,924.10	
	82,921,924.10	--

**3**

--	--

## 21

## 1

	32,929,239.48	978,995,555.87	960,556,523.93	51,368,271.42
-	608,494.22	74,919,577.52	74,243,064.24	1,285,007.50
	33,537,733.70	1,053,915,133.39	1,034,799,588.17	52,653,278.92

## 2

1	29,007,485.46	864,759,847.02	847,288,057.99	46,479,274.49
2		32,597,614.17	32,597,614.17	
3	458,508.15	32,483,274.90	32,127,138.70	814,644.35
	372,527.00	27,712,095.78	27,501,005.95	583,616.83
	46,963.34	2,462,436.93	2,436,501.13	72,899.14
	39,017.81	2,308,742.19	2,189,631.62	158,128.38
4	2,087,258.22	30,521,776.86	30,635,582.84	1,973,452.24
5	1,375,987.65	18,633,042.92	17,908,130.23	2,100,900.34
	32,929,239.48	978,995,555.87	960,556,523.93	51,368,271.42

## 3

1	541,848.96	55,922,083.49	55,383,739.86	1,080,192.59
2	66,645.26	2,097,494.03	1,959,324.38	204,814.91
		16,900,000.00	16,900,000.00	
	608,494.22	74,919,577.52	74,243,064.24	1,285,007.50

## 22

	140,021,132.91	78,283,916.52
	133,733,845.55	120,369,641.60
	7,617,589.43	8,207,700.91
	10,508,789.47	5,276,131.08
	9,343,192.31	4,627,334.42
	2,388,196.38	834,336.50
	526,889.18	390,638.85
	1,775,975.20	498,345.50
	305,915,610.43	218,488,045.38

## 23

	1,423,164.27	966,694.15
	1,456,682.00	402,048.00
	2,879,846.27	1,368,742.15

--	--	--

## 24

	39,800.00	2,217,000.00
	39,800.00	2,217,000.00

## 25

## 1

--	--	--

	519,353,718.30	364,050,356.59
	238,332,065.58	95,604,996.19
	199,327,797.12	260,114,412.67
	27,371,688.95	8,283,467.04
	517,902,930.00	545,231,510.00
	1,502,288,199.95	1,273,284,742.49

2 1

--	--	--

1 926,699,238.44  
517,902,930.00

26

1

	1,430,294,504.46	
	1,430,294,504.46	

2

	1,840,000,000.00	2017 9 25	9 6	1,840,000,000.00		1,840,000,000.00	429,549,456.14	19,843,960.60			1,430,294,504.46
	--	--	--			1,840,000,000.00	429,549,456.14	19,843,960.60			

3

1,840.00 [2017]894 2017 9 25 6  
100.00 18.40  
1.3% 1.5% 1.8% 0.3% 0.5% 1.0%

2017 9 29

2018 3 29

2023 9 25

A

20

38.48

20

A

/

27

	2,763,039.46			2,763,039.46	

		23,020,000.00	460,400.00				22,559,600.00	
	20,379,950.00		1,097,800.00				19,282,150.00	
	15,466,000.00		1,274,000.00				14,192,000.00	
	12,547,500.00		630,000.00				11,917,500.00	
XPS HCFCs		12,381,847.09	1,171,206.67				11,210,640.42	
		3,860,000.00					3,860,000.00	
		3,500,000.00					3,500,000.00	
	3,438,750.00		491,250.00				2,947,500.00	
	5,372,000.08		2,685,999.96				2,686,000.12	
		1,500,000.00					1,500,000.00	
	1,241,482.00		139,231.63				1,102,250.37	
	908,333.33		100,000.00				808,333.33	



2017

	500,000.00		100,000.00				400,000.00	
	225,000.00		37,500.00				187,500.00	
	60,079,015.41	44,261,847.09	8,187,388.26				96,153,474.24	--

1                   2013 11  
13,430,000.00

2                                 2014 1  
21,956,000.00

3                                 2014 12                                 2014  
1,000,000.00

4   2015 4  
16,740,000.00   2.4

5                                 2015 5   2014  
300,000.00

10

2017 4

23,020,000.00

11

XPS

HCFCs

12,381,847.09

12

2017 9

1,500,000.00

13

2017 11

3,860,000.00

14

2017 12

3,500,000.00

**29**

		+					
	882,686,848.00	854,000.00			-1,689,333.00	-835,333.00	881,851,515.00

1

2016

24

854,000

A

1.00

(2017) 110ZC0279

2

2013

389,333

1.00

3

2013

110,000

1.00

4

2013

1,190,000

1.00

2 3 4

(2017) 470007

30

1

2				119,677,795.83
	-			
3			10.6083%	-
	151,414.30			
4				1,689,333
	-	10,149,839.20		
5				
	202,641,230.10			
	13,456,625.50			

**32**

	545,231,510.00	15,636,740.00	42,965,320.00	517,902,930.00
	545,231,510.00	15,636,740.00	42,965,320.00	517,902,930.00

1		24	
854,000	18.31		15,636,740.00
2			
3			1,689,333
		0.19%	
58.73%			

**33**

	-162,400.18	-3,250,173.89				-2,704,404.46	

		89		46		4.64
--	--	----	--	----	--	------

-3,250,173.89  
-2,704,404.46  
-545,769.43

**34**

	86,174,849.45	24,574,034.17		110,748,883.62
	86,174,849.45	24,574,034.17		110,748,883.62

**35**

		2,778,451,448.03	1,838,194,156.27
		2,778,451,448.03	1,838,194,156.27
		1,238,836,792.54	1,028,709,692.11
		24,574,034.17	
		131,378,954.33	81,587,770.55
			6,864,629.80
		3,861,335,252.07	2,778,451,448.03

- 1) 0.00
- 2) 0.00
- 3) 0.00
- 4) 0.00
- 5) 0.00

**36**

	10,245,976,960.53	6,365,578,048.08	6,898,251,865.46	3,921,483,414.46
	46,988,480.52	43,863,530.91	101,980,913.91	94,286,427.89

	10,292,965,441.05	6,409,441,578.99	7,000,232,779.37	4,015,769,842.35
--	-------------------	------------------	------------------	------------------

## 37

	35,343,097.48	27,856,884.79
	30,449,038.58	23,384,490.13
	7,649,446.15	3,832,156.02
	14,850,904.03	7,255,009.39
	71,049.27	10,557.04
	10,336,151.97	3,943,729.41
	261,168.79	75,012.57
		14,439,233.35
	65,374.26	368,873.68
	157,566.14	99,574.78
	99,183,796.67	81,265,521.16

1

## 38

	432,237,092.48	332,731,800.65
	382,115,780.98	242,624,587.14
	101,474,906.62	82,365,807.27
	84,787,780.55	47,273,261.88
	51,720,514.51	43,138,880.84
	32,400,707.07	4,130,519.40
	28,285,959.54	36,572,684.00
	28,121,691.95	23,031,574.78
	11,168,502.01	6,956,922.03
	2,630,852.37	1,521,062.33
	25,545,011.72	19,976,859.43
	1,180,488,799.80	840,323,959.75

	414,673,403.37	298,580,439.63

## 41

	135,407,350.68	98,836,614.38
	-9,565,890.28	19,425,915.20
	3,310,485.49	230,115.93
	2,622,808.63	0.00
	131,774,754.52	118,492,645.51

## 42

		24,215,858.42
		-2,253,779.11
		1,189,805.00
		23,151,884.31

## 43

-		-49,293.48

## 44

	30,000,000.00	
	18,174,471.08	
	14,768,070.00	
	4,725,000.00	
	3,621,319.75	
	3,140,386.94	

		3,082,707.69
		3,005,654.00
		3,000,000.00
		2,896,448.00
		2,685,999.96
		1,274,000.00
XPS	HCFCs	1,171,206.67
		1,097,800.00
		1,000,000.00
		913,246.74
		912,000.00
		800,000.00
		790,000.00
		761,200.00
		700,000.00
		630,000.00
		600,000.00
	-	600,000.00
2016		600,000.00
		506,000.00
		500,000.00
	2017	500,000.00
		491,250.00
		460,400.00
		400,000.00
		400,000.00

	300,000.00	
	300,000.00	
	300,000.00	
2016	300,000.00	
2017	300,000.00	
2016	258,200.00	
	250,000.00	
2016	250,000.00	
2016	210,000.00	
	200,000.00	
	200,000.00	
2015	180,000.00	
	180,000.00	
	150,000.00	
2016	150,000.00	
	139,231.63	
	130,000.00	
	120,000.00	
	120,000.00	
	114,500.00	
	100,000.00	
	100,000.00	
2016	100,000.00	
	100,000.00	
	100,000.00	
2016	100,000.00	
	100,000.00	
	100,000.00	
	100,000.00	



2017

2017	81,918.59	
	80,000.00	
	80,000.00	

	20,000.00	
	20,000.00	
2016	18,000.00	
2017	16,467.00	
	16,000.00	
2016	15,000.00	
	12,000.00	
	12,000.00	
	12,000.00	
2016	10,000.00	
	10,000.00	
	9,000.00	
	8,250.00	
	8,000.00	
	7,000.00	
2016	5,000.00	
	2,000.00	
	1,500.00	
	1,200.00	

45

	0.00	0.00	0.00
	0.00	0.00	0.00
	0.00	0.00	0.00
	0.00	62,914,553.44	0.00
	304,228.39	1,157,513.58	304,228.39
	304,228.39	1,157,513.58	304,228.39



2017

	300.94	1.08	300.94
	13,476,264.86	1,928,092.04	13,476,264.86
		180,330.69	
	13,780,794.19	66,180,490.83	13,780,794.19

								/
						0.00	17,145,190.04	
						0.00	14,262,640.00	
						0.00	3,300,000.00	
						0.00	2,685,999.96	
						0.00	2,165,600.00	
						0.00	1,964,213.00	
						0.00	1,790,000.00	

						0.00	1,594,000.00	
						0.00	1,502,827.50	
						0.00	1,274,000.00	
						0.00	1,000,000.00	
						0.00	860,000.00	
						0.00	853,800.00	
						0.00	810,850.00	
2016						0.00	800,000.00	



2017

						0.00	800,000.00	
2015						0.00	700,000.00	
						0.00	696,944.59	
						0.00	686,000.00	
						0.00	500,000.00	
15						0.00	500,000.00	
						0.00	500,000.00	
						0.00	500,000.00	



2017

						0.00	378,616.67	
2014						0.00	317,405.00	
2014						0.00	300,000.00	
						0.00	300,000.00	
2015						0.00	300,000.00	
						0.00	280,000.00	
						0.00	270,000.00	
						0.00	203,000.00	



--	--	--	--	--	--	--	--	--



2017

						0.00	100,000.00	
						0.00	100,000.00	
						0.00	100,000.00	
						0.00	100,000.00	
2013-2014						0.00	90,000.00	
						0.00	70,000.00	
2015						0.00	70,000.00	
2016						0.00	57,000.00	

						0.00	37,500.00	
						0.00	50,000.00	
						0.00	50,000.00	
						0.00	50,000.00	
						0.00	50,000.00	
						0.00	50,000.00	
						0.00	50,000.00	
						0.00	50,000.00	
						0.00	42,518.00	



2017

							0.00	42,000.00	
--	--	--	--	--	--	--	------	-----------	--

						0.00	18,600.00	
						0.00	16,500.00	
						0.00	16,367.44	
						0.00	14,200.00	
						0.00	13,000.00	
						0.00	10,161.37	
						0.00	9,150.00	
						0.00	8,000.00	

						0.00	7,586.30	
						0.00	7,155.00	
						0.00	7,000.00	
						0.00	2,000.00	
2015						0.00	2,000.00	
1-6						0.00	600.00	
	--	--	--	--	--		62,914,553.44	--

46

	461,500.00	695,704.90	461,500.00
	7,903,890.55	4,961,573.61	7,903,890.55
	503,394.30	64,741.11	503,394.30

	192,760.82		192,760.82
	2,575.78		2,575.78
	69,057.10	112,045.04	69,057.10
	9,133,178.55	5,834,064.66	

47

1

	202,950,169.08	191,715,055.45
	-8,379,262.58	-61,186,438.48
	194,570,906.50	130,528,616.97

2

	1,436,705,576.95
/	215,505,836.54
	4,795,781.40
	-2,645,509.53
	-676,283.49
	9,284,730.32
	2,065,332.63
	-4,319,482.52
	11,936,967.13
-	-22,807,005.34
	194,570,906.50

48

49

1

	157,120,841.74	249,744,330.12
	81,366,168.61	38,916,128.77
	13,476,264.86	1,854,584.47
	1,613,832.55	11,464,655.14
		1.08
		73,507.57
	253,577,107.76	302,053,207.15

2

	1,020,361,131.81	825,416,442.01
	130,937,540.48	40,349,869.14
	503,394.30	64,741.11
	461,500.00	695,704.90
	264,393.70	
		28,505,023.51
	1,152,527,960.29	895,031,780.67

3

	44,261,847.09	5,984,000.00
	14,647,606.30	
	13,913,685.81	8,558,201.85
	7,392,000.00	
		4,896,362.00
	80,215,139.20	19,438,563.85

**4**

	150,000,000.00	
	7,392,000.00	
		4,578,187.00
		1,149,949.11
		1,131,430.00
	157,392,000.00	6,859,566.11

**5**

	26,538,520.57	3,583,853.65
	21,440,059.40	
	6,127,825.92	
	54,106,405.89	3,583,853.65

**6**

	26,753,772.83	4,869,099.54
	11,905,025.80	
	11,585,772.25	4,280,768.00
	9,061,903.00	27,707,373.11
	986,792.45	

1	--	--
	1,242,134,670.45	1,026,322,705.43
	131,774,754.52	118,492,645.51
	163,619,391.15	133,030,018.86
	13,909,462.12	10,820,509.88
	9,419,335.61	4,786,410.65
		3,853,353.51
	7,580,736.19	
	103,345,953.52	46,363,984.98
		-23,151,884.31
	5,077,362.95	-61,186,438.48
	-768,771,909.42	-484,552,776.46
	-1,786,756,104.95	-954,127,526.24
	719,897,191.55	702,777,594.20
	182,718,474.61	66,986,451.88

---

--

169,639,800.00



---

--	--	--	--	--	--	--	--

		26,950	
13,850	51.39%		2017 3
	5,000		2017 3
		2017 12 31	
	5,000		2017 6
		2017 12 31	
	5,000		2017
6		2017 12 31	
	5,000		2017 8
		2017 12 31	
		14,940	
7,620	51%		2017 9
		2017 12 31	
		17,021	
8,681	51%		2017 9
		2017 12 31	
	5,000		2017 10
		2017 12 31	
	5,000		2017
11		2017 12 31	

1

1

				99.69%	



				100.00%		
				100.00%		
				100.00%		
				100.00%		
				100.00%		
				100.00%		
				100.00%		
				100.00%		
				100.00%		
				100.00%		
				100.00%		
				100.00%		
				100.00%		
Yuhong America	America	America Pennsylvania	Researching about Waterproof Materials	100.00%		
				100.00%		
				100.00%		
				100.00%		
				100.00%		

				100.00%		
				51.00%		
				51.00%		
				51.00%		
				100.00%		

2

	0.31%	299,980.43		2,663,997.50

3

	1,571,15	206,572,	1,777,72	917,441,	1,102,25	918,543,	1,380,18	191,710,	1,571,89	823,074,	1,241,48	824,316,
	7,467.65	174.47	9,642.12	524.28	0.37	774.65	2,191.86	530.02	2,721.88	601.28	2.00	083.28

	1,439,728,63	96,599,715.5	96,599,715.5	151,818,034.	1,098,171,14	137,972,121.	137,972,121.	-32,791,038.1
	6.49	4	4	63	1.06	98	98	4

--	--	--	--	--	--	--	--	--

1

1

	241,892.19	160,991.52
	241,892.19	160,991.52
	132,665.16	106,284.08
	132,665.16	106,284.08

---

**109,227.03****54,707.44**

---

2017 12 31



2017

	5%	0.65	6%	0.42
	-5%	-0.65	-6%	-0.42
	6%	18.53	-	-
	-6%	-18.53	-	-

2

4

19.53% 2016

15.93%

18.79% 2016 59.92%

3





2017

29,763.81	-	-	29,763.81
54,766.81	-	-	54,766.81
3,353.77	-	-	3,353.77
136.87	-	-	136.87
221.70	-	-	221.70
124,276.25	2,589.56	462.66	127,328.47
<b>318,803.29</b>	<b>2,589.56</b>	<b>462.66</b>	<b>321,855.51</b>

2

48.23% 2016 12 31 43.70%

2017 12 31

1

2

3

4

1

2017 12 31

2

1

--	--	--	--	--	--

30.59%

2

3

	6.06%
	1.30%
KELTIC INVESTMENT (HK) LIMITED	

4

1

/

		3,660,000.00	5,000,000.00		

/

			6,817,285.34	8,147,665.80

2

	50,000,000.00	2016 11 24	2018 05 23	
	230,000,000.00	2016 09 21	2017 08 17	

50,000,000.00 2017

	100,000,000.00	2016 09 23	2018 09 19	
	530,000,000.00	2016 07 05	2018 07 04	
	626,000,000.00	2016 08 05	2018 08 05	
	100,000,000.00	2016 12 01	2017 11 30	
	200,000,000.00	2016 08 25	2017 08 24	
	1,280,000,000.00	2015 08 05	2018 08 04	
	700,000,000.00	2016 11 18	2017 11 17	
	400,000,000.00	2016 08 11	2017 07 25	
	300,000,000.00	2016 07 28	2018 07 28	
	390,000,000.00	2016 08 26	2018 08 26	
	300,000,000.00	2017 06 09	2018 06 09	
	100,000,000.00	2017 05 31	2018 05 30	
	400,000,000.00	2017 01 17	2019 01 17	

3

	17,730,300.00	15,590,400.00

5

1

		273,006.48	13,650.32	402,245.88
				20,112.29

2

		1,464,000.00

1

	854,000.00
	6,857,667.00
	1,689,333.00
	6.83
	1 8
	12.80 2 7
	8.24
	4 7
	18.31 5
	7

1

2013

A	1,800	1,730.20
69.80		
1,631.60		
2	2013	
A	69.80	
3	2013	
	47.6917	1.00
4	2013	
	18.20	1.00
5	2013	
	177.7833	1.00
6	2013	
	12.20	1.00

7	2013			103.45	1.00
8	2013			38.9333	1.00
9	2013			11.00	1.00
1	2016			6,312.60	
5,314.9909		997.6091			
		1.00			
2	2016			119.00	1.00
3	2016		85.40		
	A		1.00		
2					

	20		20
	/ 20		14.06
50%	2012		
			20
		50%	
			20
	/ 20		50%
50%			
			20





2017

	6,038.03		6,251.48	6,038.03
		213.45		
2	2017 9 25	18,400,000		100
	1,840,000,000.00		1,824,886,000.00	
	2,040			100,920,200.00
10				159,692,400.00
				454,873,700.00
				311,068,000.00
				437,239,800.00
				361,091,900.00
				<b>1,824,886,000.00</b>

2017 12 31	2017	15,092.54	
	83,751.85	70,000.00	13,644.21
	14,122.71	13,644.21	
340.50		138.00	
3		2	
2017 12 31			
2			
1			
2017 12 31		17	,

1

---

2				
1				
		5,000		100%
2				
		5,000		100%
3				
			17,000	
100%				
4				
			20	
	10			
			10	
5				
	4			
6				6
7				15
8				
		60,000		
9				

8,000

100%

12

2018 3 29

2018

193,000

4,988

2018 4 23

**1**
**1**

2

1

2

**2**

	9,078,290,018.56	2,710,387,497.48	-1,495,712,074.99	10,292,965,441.05
	7,582,577,943.57	2,710,387,497.48		10,292,965,441.05
	1,495,712,074.99			

	182,447,062.11	4,501,126.77		186,948,188.88
	69,068,697.93	62,706,056.59		131,774,754.52

3

		5,334,627,978.23		3,684,465,611.31
		2,971,921,146.92		1,899,126,761.38
		1,416,874,065.31		956,025,765.70
		522,553,770.07		358,633,727.07
		46,988,480.52		101,980,913.91
		<b>10,292,965,441.05</b>		<b>7,000,232,779.37</b>
	10,234,742,750.30	929,495.54	57,293,195.21	- 10,292,965,441.05
	6,977,045,215.66	522,853.39	22,664,710.3	- 7,000,232,779.37
			2	7

2

1

/

	- 23,020,000.00	460,400.00		- 22,559,600.00
	20,379,950.00	- 1,097,800.00		- 19,282,150.00

	15,466,000.00	-	1,274,000.00	-	14,192,000.00
	12,547,500.00	-	630,000.00	-	11,917,500.00
XPS	-	-	1,171,206.67	1,238,847.09	11,210,640.42
HCFCs	-	3,860,000.00	-	-	3,860,000.00
	-	3,500,000.00	-	-	3,500,000.00
	3,438,750.00	-	491,250.00	-	2,947,500.00
	5,372,000.08	-	2,685,999.96	-	2,686,000.12
	-	1,500,000.00	-	-	1,500,000.00
	1,241,482.00	-	139,231.63	-	1,102,250.37
	908,333.33	-	100,000.00	-	808,333.33
	500,000.00	-	100,000.00	-	400,000.00
	225,000.00	-	37,500.00	-	187,500.00
	<b>60,079,015.41</b>	<b>31,880,000.00</b>	<b>8,187,388.26</b>	<b>-</b>	<b>96,153,474.24</b>

2

/

	-	30,000,000.00	
	17,145,190.04	18,174,471.08	
	-	14,768,070.00	
	-	4,725,000.00	

		-	3,621,319.75
		-	3,140,386.94
		1,964,213.00	3,082,707.69
		3,300,000.00	3,005,654.00
		2,165,600.00	3,000,000.00
		-	2,896,448.00
		2,685,999.96	2,685,999.96
		1,274,000.00	1,274,000.00
XPS	HCFCs	-	1,171,206.67
		810,850.00	1,097,800.00
		-	1,000,000.00
		-	913,246.74
		-	912,000.00
		-	800,000.00
		860,000.00	790,000.00
		-	761,200.00
		-	700,000.00
		52,500.00	630,000.00
		-	600,000.00
		-	
2016		-	600,000.00
		-	506,000.00
		-	500,000.00
	2017	-	500,000.00
		491,250.00	491,250.00
		-	460,400.00
		-	400,000.00
		-	400,000.00

	-	370,780.79
	-	309,000.00
	-	300,000.00
	-	300,000.00
	-	300,000.00
2016	-	300,000.00
2017	-	300,000.00
2016	-	258,200.00
	-	250,000.00
2016	-	250,000.00
2016	-	210,000.00
	-	200,000.00
	-	200,000.00
2015	-	180,000.00
	-	180,000.00
	-	150,000.00
2016	-	150,000.00
	42,518.00	139,231.63
	158,000.00	130,000.00
	-	120,000.00
	-	120,000.00
	-	114,500.00

2016	-	100,000.00
	-	100,000.00
	-	100,000.00
	-	100,000.00
	-	81,918.59
2017	-	80,000.00
	-	80,000.00
	-	68,914.16
2016	-	61,980.00
	-	60,000.00
2016	-	59,500.00
2016	-	53,106.00
	-	50,000.00
	-	50,000.00
	-	50,000.00
2017	-	50,000.00
	-	50,000.00
	-	50,000.00
	124,878.26	48,976.62
	-	40,000.00
	-	38,096.00
	37,500.00	37,500.00
	-	35,600.00
16	-	34,387.00
	7,586.30-	33,357.07
	-	32,000.00
	-	30,527.42
	-	30,000.00
	-	30,000.00

	-	30,000.00
	-	27,394.99
	-	24,200.00
	-	21,634.76
	16,367.44	20,389.10
	-	20,000.00
	-	20,000.00
2016	-	18,000.00
2017	-	16,467.00
	-	16,000.00
2016	-	15,000.00
	-	12,000.00
	-	12,000.00
	-	12,000.00
2016	-	10,000.00
	-	10,000.00
	-	9,000.00
	-	8,250.00
	8,000.00	8,000.00
	-	7,000.00
2016	-	5,000.00
	-	2,000.00
	-	1,500.00
	-	1,200.00
	14,262,640.00	-
	1,790,000.00	-
	1,502,827.50	-

	1,080,000.00	-
	1,000,000.00	-
	853,800.00	-
	834,000.00	-
2016	800,000.00	-
135	760,000.00	-
2015	700,000.00	-
	696,944.59	-
	686,000.00	-
	500,000.00	-
15	500,000.00	-
	500,000.00	-
	500,000.00	-
	400,000.00	-
2014	317,405.00	-
2014	300,000.00	-
	300,000.00	-
2015	300,000.00	-
	270,000.00	-
	203,000.00	-
	200,000.00	-
	177,700.31	-
2016	150,000.00	-
	150,000.00	-
	145,000.00	-
	132,500.00	-
	100,000.00	-
	100,000.00	-
	100,000.00	-

	100,000.00	-
2013-2014	90,000.00	-
	70,000.00	-
2015	70,000.00	-
2016	57,000.00	-
	50,000.00	-
	50,000.00	-
	50,000.00	-
	50,000.00	-
	50,000.00	-
	42,000.00	-
	40,000.00	-
	40,000.00	-
	37,500.00	-
	34,400.00	-
	30,000.00	-
	27,300.00	-
	21,100.00	-
	19,000.00	-
	18,600.00	-
	16,500.00	-
	14,200.00	-
	13,000.00	-
	10,161.37	-
	9,150.00	-
	7,155.00	-

		7,000.00	-
		2,000.00	-
2015		2,000.00	-
	2016	1,000.00	-
	1-6	600.00	-
		<b>62,914,553.44</b>	<b>110,901,771.96</b>

2017 12 31

		199,506,000	7,972,259,760
		26,300,000	1,050,948,000
		150,000	5,994,000
		82,000	3,276,720
		570,000	22,777,200.00

1	2016 12 13	20,000,000
		2016 12 13
2	2017 3 14	4,400,000
		2017 3 14
3	2017 3 28	22,380,000
		2017 3 28
4	2017 4 17	52,000,000
		2017 4 17
5	2017 5 25	10,980,000
		2017 5 25
6	2017 5 26	16,725,200
		2017 5 26

7	2017 7 21	2017 7 21	10,500,000
8	2017 8 29	2017 8 29	64,000
9	2017 9 19	2017 9 19	14,101,000
10	2017 9 20	2017 9 20	28,750,000
20	2017		

---

16	2017 12 18	2017 12 18	16,200,000
17	2017 12 21	2017 12 21	20,000
18	2017 12 27	2017 12 27	6,116,000
19	2017 11 29	2017 11 29	5,700,000
20	2017 12 21	2017 12 21	2,000
21	2017 9 27	2017 9 27	570,000

**1****1**



2017

	340,448.75	0.02%	340,448.75	100.00%	0.00	340,448.75	0.02%	340,448.75	100.00%	0.00



1		
1		18,931,717.00

	7,253,965.55	3,664,598.55
	2,143,799,967.32	1,416,464,544.49

**5**

		575,962,932.99	1	26.87%	0.00
		289,365,428.57	1	13.50%	0.00
		282,598,082.74	1	13.18%	0.00
		228,451,002.58	1	10.66%	0.00
		165,828,286.85	1	7.74%	0.00
	--	1,542,205,733.73	--	71.95%	0.00

**6**

--	--	--	--	--

**7**
**8**
**3**

	2,768,989,998.72	0.00	2,768,989,998.72	2,292,590,497.97	0.00	2,292,590,497.97
	2,768,989,998.72	0.00	2,768,989,998.72	2,292,590,497.97	0.00	2,292,590,497.97

**1**

	441,896,500.00	200,108,136.23		642,004,636.23	

	261,199,105.26	15,584,848.78		276,783,954.04		
	151,437,217.06	1,523,179.49		152,960,396.55		
	150,495,925.68	1,136,351.75		151,632,277.43		
	135,746,826.74	4,340,879.09		140,087,705.83		
		138,500,000.00		138,500,000.00		
	107,105,748.05	5,984,238.32		113,089,986.37		
	105,418,454.92	11,743,045.26		117,161,500.18		
	100,661,234.24	1,515,135.66		102,176,369.90		
	100,000,000.00			100,000,000.00		
	97,008,728.04	2,188,976.37		99,197,704.41		
	88,543,180.87	1,976,062.91		90,519,243.78		
	80,371,944.26	852,263.81		81,224,208.07		
	56,908,114.42	10,453,133.15		67,361,247.57		
	55,208,507.77	4,597,691.50		59,806,199.27		
	21,611,758.45	33,774,245.35		55,386,003.80		
	51,418,898.47	3,251,228.61		54,670,127.08		
	50,846,463.07	8,775.08		50,855,238.15		
	50,123,981.41	284,087.94		50,408,069.35		
	50,000,000.00			50,000,000.00		
	50,000,000.00			50,000,000.00		
	35,382,868.52	3,458,914.61		38,841,783.13		
	11,651,498.28	26,819,529.45		38,471,027.73		
	35,000,000.00			35,000,000.00		
Yuhong America	3,908,500.00	7,351,817.60		11,260,317.60		
	545,042.46	852,263.81		1,397,306.27		
	100,000.00			100,000.00		
		94,695.98		94,695.98		



2017

---

--	--	--	--	--	--	--

---

---

2017 12 31

11

5,000

2017 12 31

12

4

	4,970,314,131.24	3,816,858,197.53	3,217,360,559.67	2,648,206,584.37
	775,950,393.71	761,132,998.32	468,156,321.93	455,855,515.36
	5,746,264,524.95	4,577,991,195.85	3,685,516,881.60	3,104,062,099.73

5

	15,628,373.13	
		-2,253,779.11
	15,628,373.13	-2,253,779.11

6

1

	-7,599,662.16	
	110,901,771.96	
	12,247,277.80	
	15,379,505.25	

	2,344,046.04	
	97,825,836.31	--

1

1

2

		/	/
	21.91%	1.40	1.36
	20.18%	1.29	1.26

3

1

2

2017